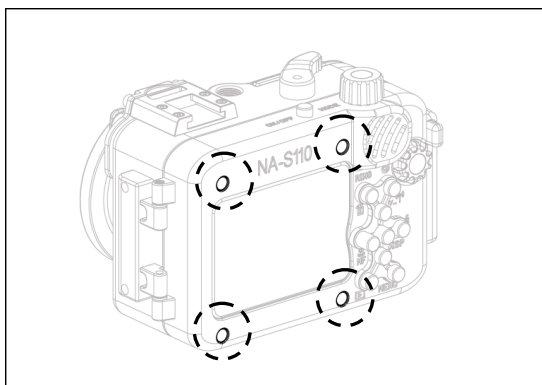


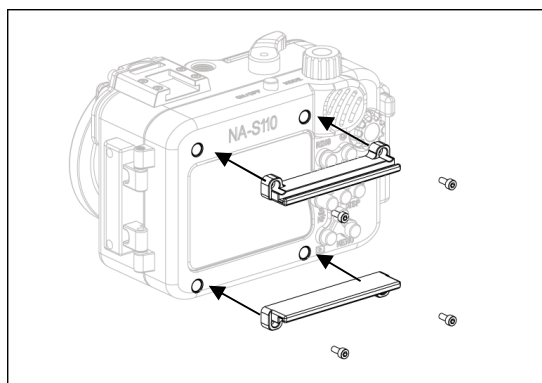
25123 LCD Magnifier attachment rails for NA-S110 / S120 / TG3 / G7X

Instruction Manual

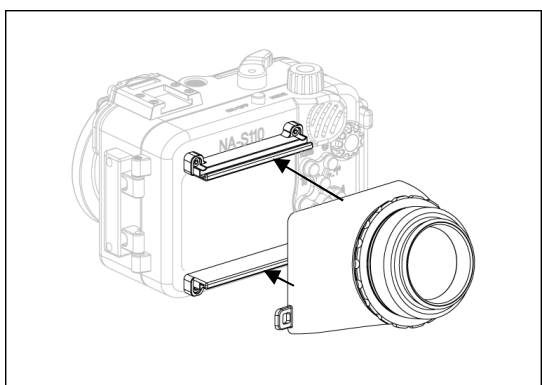
Please follow the instructions below to install the loupe attachment rails on the housings.



1. Remove the four rubber caps from the rear housing.



2. Attach the rails to the housing above and below the LCD monitor window as shown and fasten it by the screws provided.



3. Attach the 25106 LCD Magnifier onto the rails above and below the LCD monitor window.